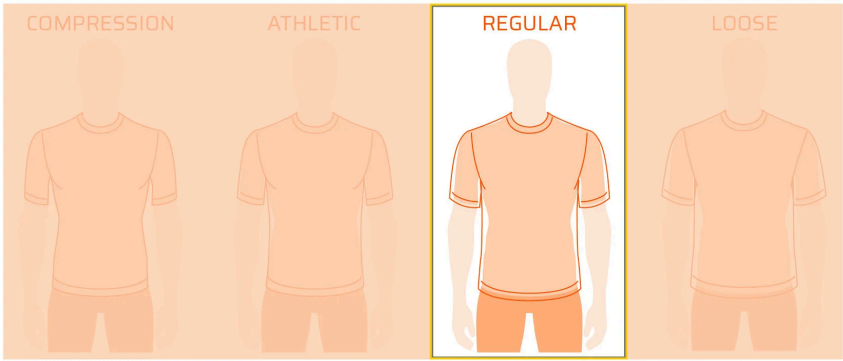
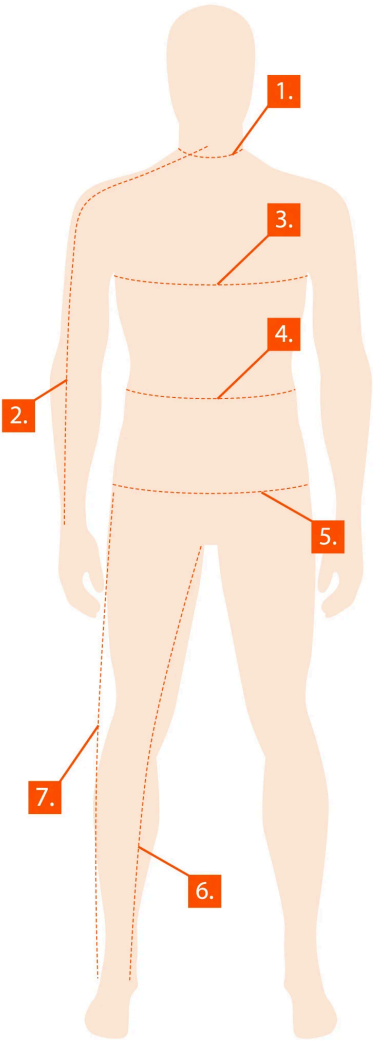


MENS REGULAR SIZE GUIDE

GEAR SIZING	S	M	L	XL	XXL	XXXL
CHEST	36-38"	39-41"	42-45"	46-49"	50-53"	54-57"
WAIST	29-31"	32-34"	35-37"	39-41"	43-45"	46-48"



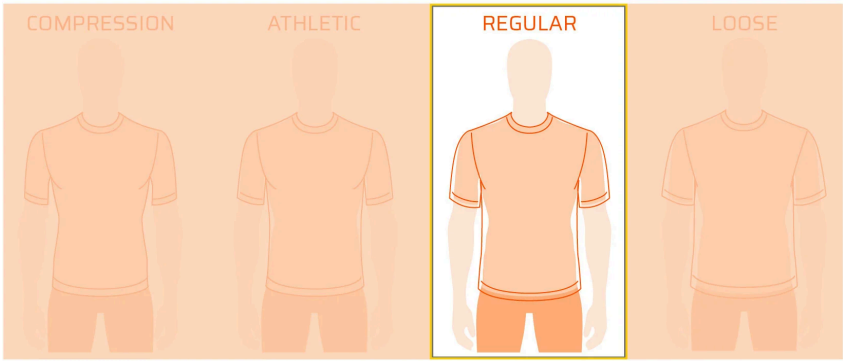
HOW TO MEASURE



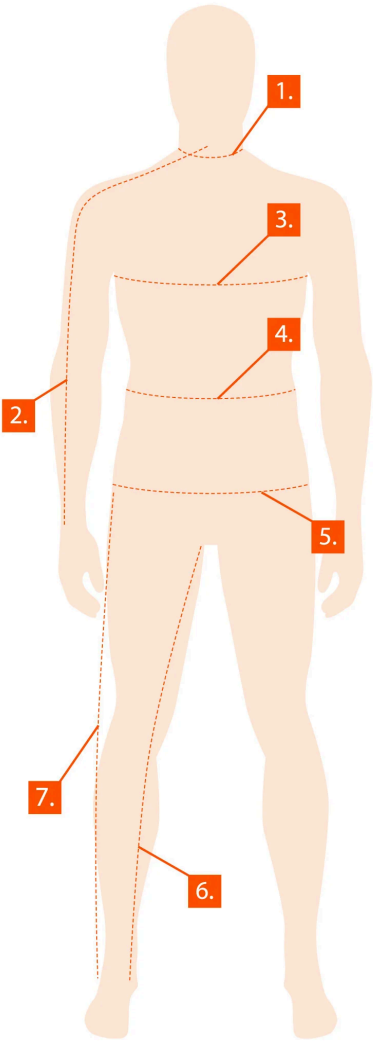
- 1. Neck
- 2. Sleeves
- 3. Chest/Bust
- 4. Waist
- 5. Hips
- 6. Inseam
- 7. Outseam

MENS REGULAR SIZE GUIDE

GEAR SIZING	S	M	L	XL	XXL	XXXL
CHEST	36-38"	39-41"	42-45"	46-49"	50-53"	54-57"
WAIST	29-31"	32-34"	35-37"	39-41"	43-45"	46-48"



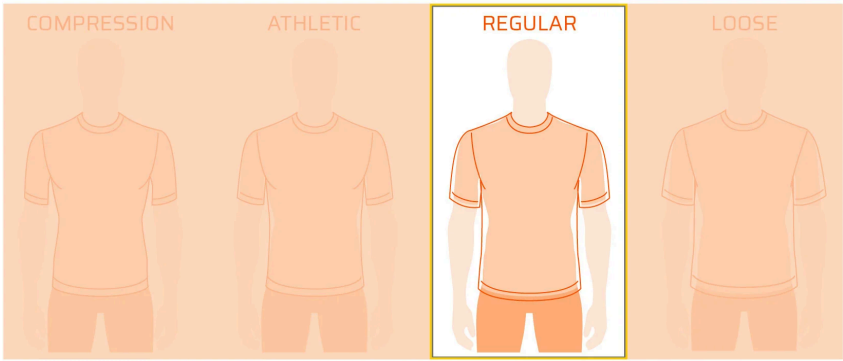
HOW TO MEASURE



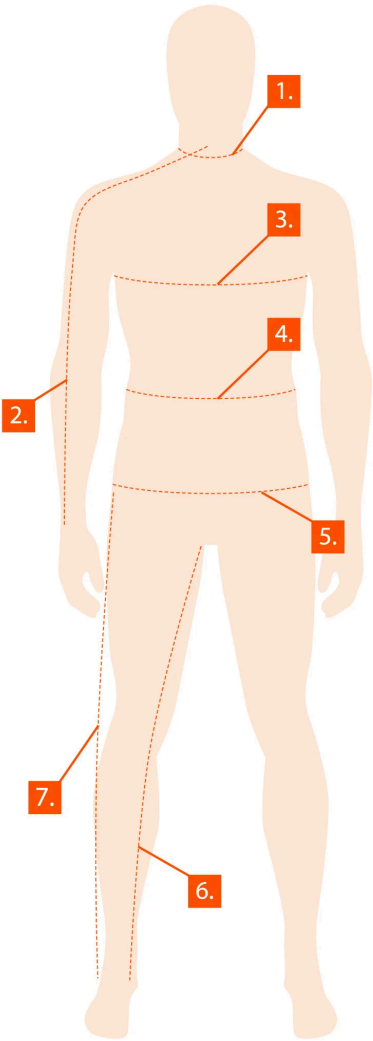
- 1. Neck
- 2. Sleeves
- 3. Chest/Bust
- 4. Waist
- 5. Hips
- 6. Inseam
- 7. Outseam

MENS REGULAR SIZE GUIDE

GEAR SIZING	S	M	L	XL	XXL	XXXL
CHEST	36-38"	39-41"	42-45"	46-49"	50-53"	54-57"
WAIST	29-31"	32-34"	35-37"	39-41"	43-45"	46-48"



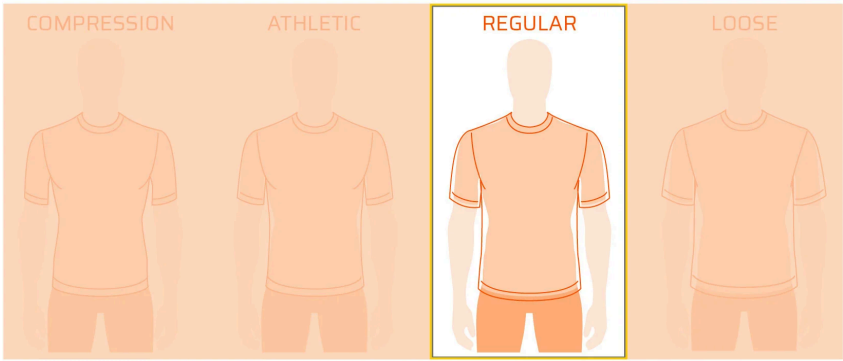
HOW TO MEASURE



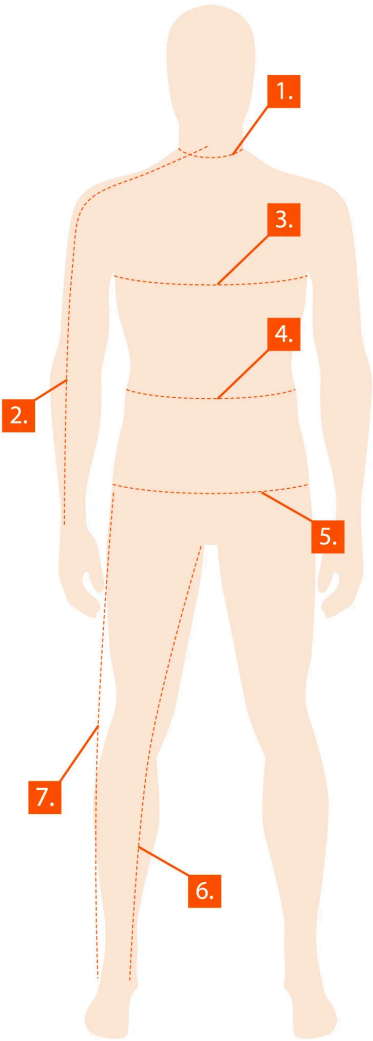
- 1. Neck
- 2. Sleeves
- 3. Chest/Bust
- 4. Waist
- 5. Hips
- 6. Inseam
- 7. Outseam

MENS REGULAR SIZE GUIDE

GEAR SIZING	S	M	L	XL	XXL	XXXL
CHEST	36-38"	39-41"	42-45"	46-49"	50-53"	54-57"
WAIST	29-31"	32-34"	35-37"	39-41"	43-45"	46-48"



HOW TO MEASURE



- 1. Neck
- 2. Sleeves
- 3. Chest/Bust
- 4. Waist
- 5. Hips
- 6. Inseam
- 7. Outseam